

SHIELD POWER INDUCTOR CKCR Series

磁屏蔽电感 CKCR 系列

● FEATURES 特性

Various high power inductors are superior to be high saturation for surface mounting.
具有高功率、高饱和电流、低电阻特性。

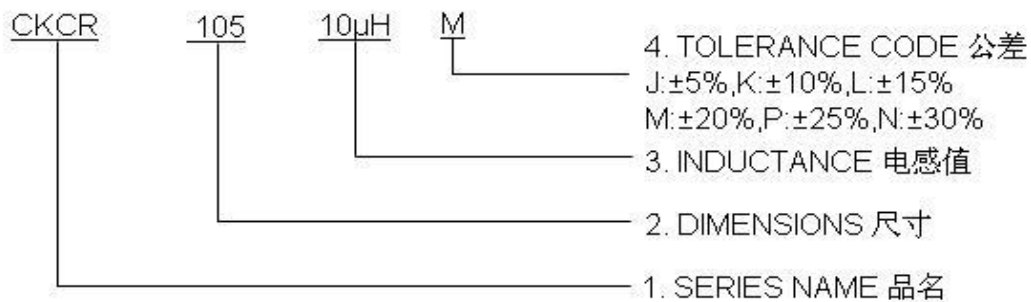


● APPLICATIONS 用途

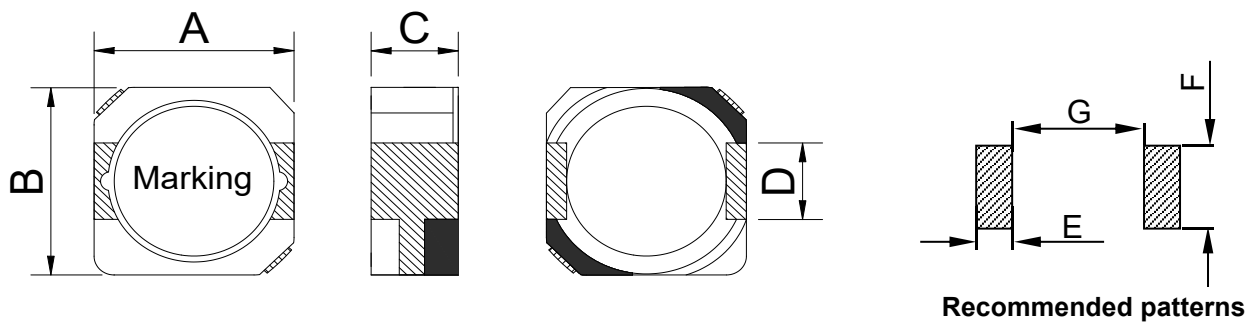
Power supply for TVR,OA equipment, audio, LED television ,
communication equipments, DC/DC converters, etc.

录影机, OA仪器, 音箱, LED电视, 通信设备, DC/DC转换器

● PART NUMBERING SYSTEM 品名系统



● SHAPES AND DIMENSIONS 外形尺寸 (Unit:mm)



TYPE(型号)	A (Max)	B (Max)	C (Max)	D	E	F	G
CKCR103	11	10.5	3.5	3.0	1.7	3.6	7.3
CKCR104	11	10.5	4.2	3.0	1.7	3.6	7.3
CKCR105	11	10.5	5.2	3.0	1.7	3.6	7.3

● SPECIFICATION TABLE 规格特性表
CKCR103

PART NUMBER 品名	INDUCTANCE (μ H) 电感值	DCR (Max) (Ω) 直流电阻	IDC (Max) (A) 额定电流
CKCR103-2.2uH/N	2.2 \pm 30%	0.025	5.00
CKCR103-3.3uH/N	3.3 \pm 30%	0.028	4.20
CKCR103-4.7uH/M	4.7 \pm 20%	0.030	3.50
CKCR103-6.8uH/M	6.8 \pm 20%	0.056	2.70
CKCR103-10uH/M	10 \pm 20%	0.079	2.00
CKCR103-15uH/M	15 \pm 20%	0.100	1.60
CKCR103-22uH/M	22 \pm 20%	0.170	1.40
CKCR103-33uH/M	33 \pm 30%	0.200	1.00
CKCR103-47uH/M	47 \pm 30%	0.300	0.90
CKCR103-100uHM	100 \pm 30%	0.530	0.60

CKCR104

PART NUMBER 品名	INDUCTANCE (μ H) 电感值	DCR (Max) (Ω) 直流电阻	IDC (Max) (A) 额定电流
CKCR104-2.2uH/N	2.2 \pm 30%	0.030	5.00
CKCR104-3.3uH/N	3.3 \pm 30%	0.035	4.50
CKCR104-4.7uH/M	4.7 \pm 20%	0.040	3.50
CKCR104-6.8uH/M	6.8 \pm 20%	0.045	3.00
CKCR104-10uH/M	10 \pm 20%	0.060	2.50
CKCR104-15uH/M	15 \pm 20%	0.085	2.00
CKCR104-22uH/M	22 \pm 20%	0.115	1.80
CKCR104-33uH/M	33 \pm 20%	0.200	1.50
CKCR104-47uH/M	47 \pm 20%	0.230	1.20
CKCR104-100uH/M	100 \pm 20%	0.500	0.80
CKCR104-150uH/M	150 \pm 20%	0.600	0.75
CKCR104-220uH/M	220 \pm 20%	0.880	0.60
CKCR104-330uH/M	330 \pm 20%	1.20	0.50
CKCR104-470uH/M	470 \pm 20%	2.10	0.36
CKCR104-680uH/M	680 \pm 20%	2.80	0.30

Remark: 1. All test data is reference to 25 $^{\circ}$ C ambient.

2. Inductance Tested at 100kHz,0.25Vrms

3. IDC: DC current at which the inductance drops approximate 20% from its value without current;

4. Operating Temperature : -40 $^{\circ}$ C ~ +125 $^{\circ}$ C(Including self - temperature rise)



CKCR105

PART NUMBER 品名	INDUCTANCE (μ H) 电感值	DCR (Max) (Ω) 直流电阻	IDC (Max) (A) 额定电流
CKCR105-2.2uH/N	2.2 \pm 30%	0.015	6.00
CKCR105-3.3uH/N	3.3 \pm 30%	0.025	4.50
CKCR105-4.7uH/M	4.7 \pm 20%	0.035	4.00
CKCR105-6.8uH/M	6.8 \pm 20%	0.040	3.50
CKCR105-10uH/M	10 \pm 20%	0.050	2.80
CKCR105-15uH/M	15 \pm 20%	0.075	2.50
CKCR105-22uH/M	22 \pm 20%	0.090	2.00
CKCR105-33uH/M	33 \pm 20%	0.120	1.50
CKCR105-47uH/M	47 \pm 20%	0.190	1.30
CKCR105-68uH/M	68 \pm 20%	0.200	1.00
CKCR105-100uH/M	100 \pm 20%	0.350	0.80
CKCR105-220uHM	220 \pm 20%	0.850	0.60
CKCR105-330uH/M	330 \pm 20%	1.15	0.50
CKCR105-470uH/M	470 \pm 20%	2.00	0.40
CKCR105-680uH/M	680 \pm 20%	2.50	0.38
CKCR105-820uH/M	820 \pm 20%	2.60	0.35
CKCR105-1mH/M	1000 \pm 20%	3.35	0.32
CKCR105-1.5mH/M	1500 \pm 20%	5.00	0.20

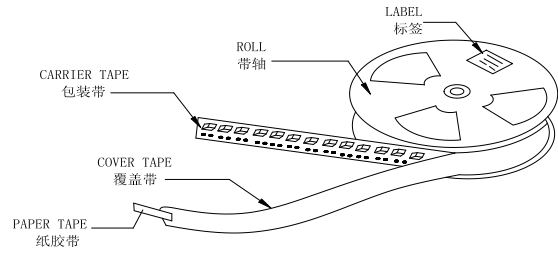

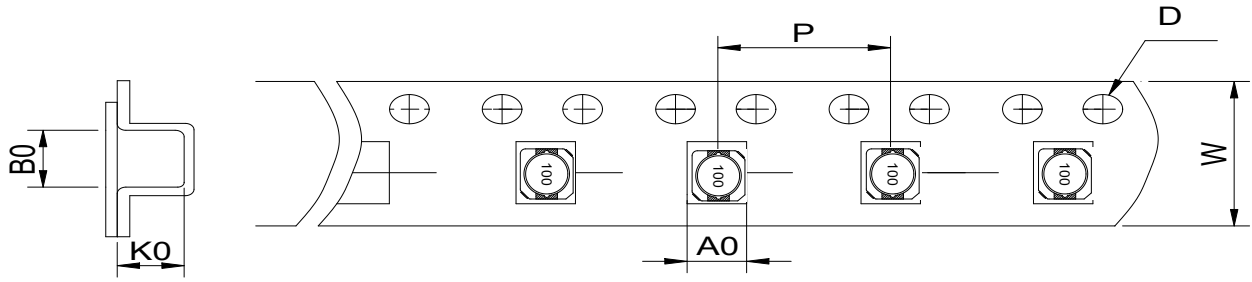
Remark: 1. All test data is reference to 25 $^{\circ}$ C ambient.

2. Inductance Tested at 100kHz,0.25Vrms

3. IDC: DC current at which the inductance drops approximate 20% from its value without current;

4. Operating Temperature : -40 $^{\circ}$ C ~ +125 $^{\circ}$ C(Including self - temperature rise)

● **PACKAGING SPECIFICATION 包装规格**



TYPE(型号)	Tape Dimension 载带尺寸(mm)						Reel Dimension 卷盘尺寸 (mm)			Quantity (Pcs/Reel) 数量 (个/卷)
	W	A0	B0	K0	D	P	A	B	C	
CKCR103	24.0	11.4	11.7	3.7	1.5	16.0	330	10	13	1000
CKCR104	24.0	11.4	11.7	4.5	1.5	16.0	330	10	13	1000
CKCR105	24.0	11.4	11.7	5.5	1.5	16.0	330	10	13	750